



Swiss Life Funds III (CH) Expert 2030 I CHF A Cap

NAV FUND: 35.17 M CHF | NAV PER UNIT: 112.11 CHF

Morningstar® ★★★★★

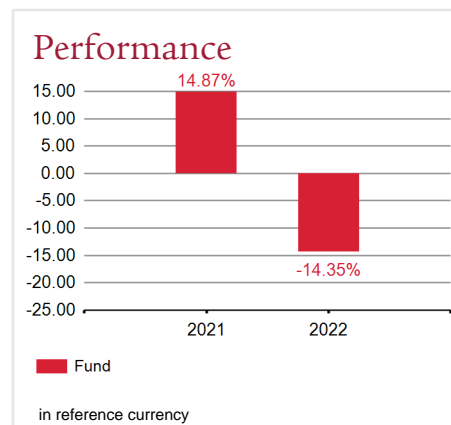
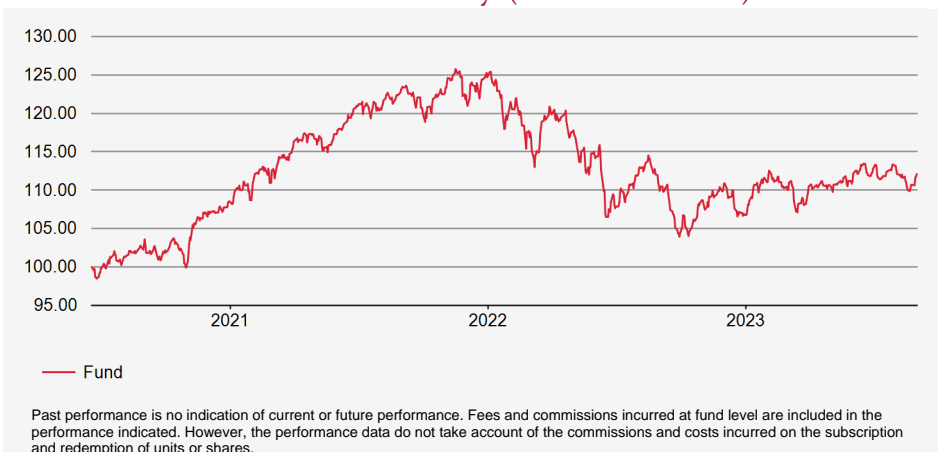
Management Commentary

Market volatility increased in August due to renewed stress on the Chinese property market, weak macroeconomic data from China and higher interest rates. Global equities fell, while the appreciation of the USD stabilised the return. Driven by China, the emerging markets were significantly weaker than the developed markets. Bonds were unable to provide stability as interest rates rose. Both exchange-traded real estate and alternative strategies performed negatively in this environment. The fund's overall performance was negative in August.

Investment Strategy

The fund is broadly diversified and invests in equities, bonds, real estate and, if necessary, risk hedging instruments. An active, time-optimised management approach is applied in which the risk/return profile is actively aligned to the respective market situation and the remaining investment horizon.

Evolution in reference currency (base value 100)



Performance in reference currency

	CUMULATIVE PERFORMANCE						ANNUALISED PERFORMANCE		
	YTD	1 MONTH	1 YEAR	3 YEARS	5 YEARS	INCEP.	3 YEARS	5 YEARS	INCEP.
FUND	4.96%	-0.95%	1.37%	9.61%	-	12.11%	3.11%	-	3.64%

Risk Indicators

LOWER RISK < 1 2 **3** 4 5 6 7 > HIGHER RISK
TYPICALLY LOWER REWARD TYPICALLY HIGHER REWARD

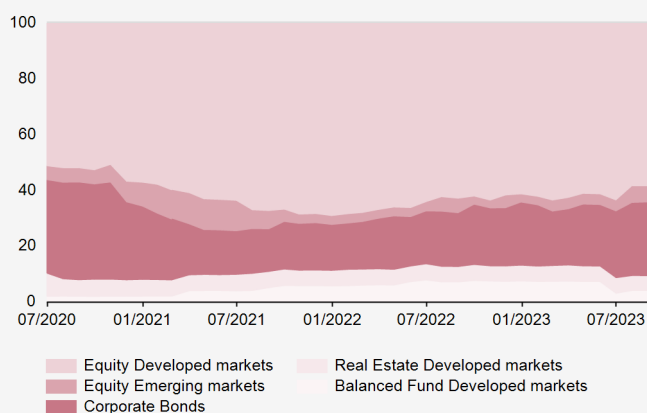
ANNUALIZED WEEKLY	1 YEAR	3 YEARS	INCEP.
PORTFOLIO VOLATILITY	7.92%	8.97%	8.85%
SHARPE RATIO	-0.28	0.31	0.37

Fund Characteristics

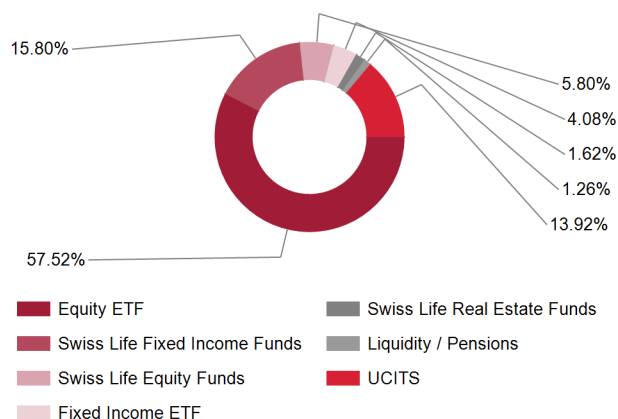
Launch Date: 19/06/2020
ISIN: CH0506566295
Bloomberg Code: SL3E3IA SW
Morningstar Category: Target Date 2026 - 2030
Reference Currency: CHF
Fund Domicile: Switzerland
Management Fees: 0.2864%
Performance Fees: None
Ongoing Charges as of 31/12/2022: 0.74%
Income distribution: Capitalisation
Legal status: Single investor fund
 The product presents a risk of capital loss.

Swiss Life Funds III (CH) Expert 2030 I CHF A Cap

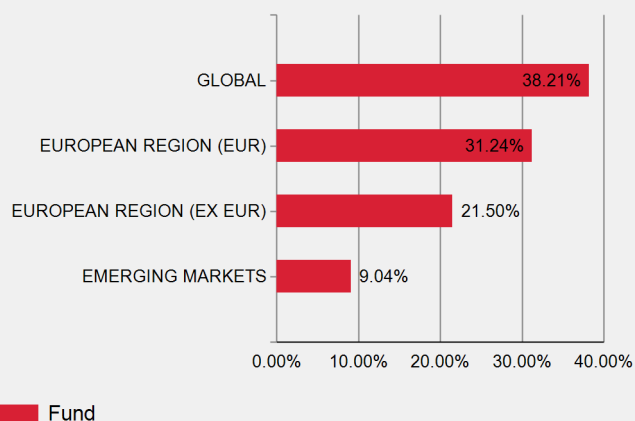
Evolution of Asset Allocation



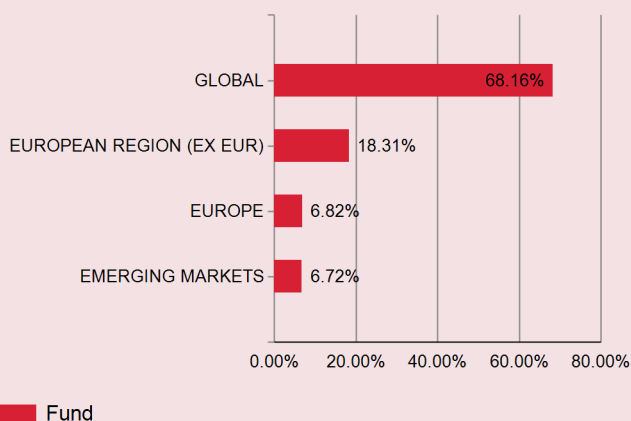
Portfolio Structure



Geographic Breakdown Equity



Geographic Breakdown Fixed Income



Main Positions Equity

NO	ISSUE	%
1	HSBC MSCI WORLD UCITS ETF	19.78%
2	ISHARES CORE MSCI WORLD	18.39%
3	CSIF CH EQ SW TT MKT BLUE-QB	13.62%
4	SWISS LIFE-EQ GLPE CHF-IA2	5.80%
5	ISHARES MSCI EM	5.73%

Main Positions Fixed Income

NO	ISSUE	%
1	SWISS LF IF-B GL ST CHF-IA2	10.31%
2	SWISS LIFE IFD BD GL C I-A 2	3.70%
3	SWISS LIFE IFD BD GL CH-IA2	3.00%
4	SWISS LIFE IFD BD FORG-I A 2	2.67%
5	SWISS LIFE IFD BD DOM CH-IA2	2.52%